

Census Enterprise Dissemination Overview and Update

October, 2016

Table of Contents

Introduction

Transition to Census.gov

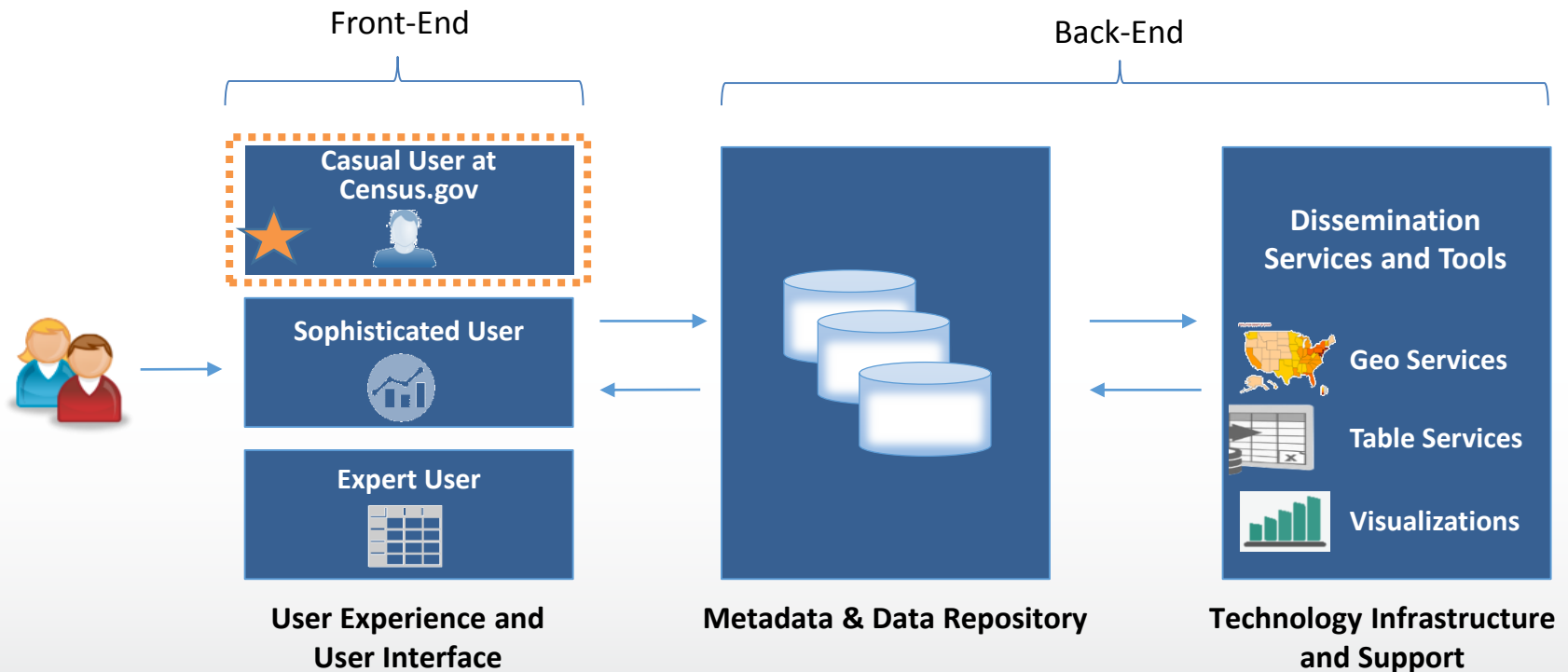
Live Demo

Next Steps

What is CEDSCI?

- CEDSCI stands for the **Center for Enterprise Dissemination Services and Consumer Innovation**
- CEDSCI is looking to **centralize and standardize** the data, metadata, and software needed to build dissemination tools and provide easy access to all Census Bureau public use content to improve the users' experience.
- **Why?** - Right now we have several different data dissemination tools. AFF, Quick Facts, Easy Stats, DataFerrett, the Census API and many others. These are all systems with their own **data and metadata databases**. They use their own infrastructure, own software, and the duplication exists in many of these systems. Taking a customer focused approach to dissemination.

What is CEDSCI?



 CEDSCI Initial Release

CEDSCI Goals & Benefits

Transform and expand the dissemination of Census content to seize the digital opportunity and better serve our internal and external customers to:

- Enable a customer-centric and innovative dissemination environment
- Increase visibility and utility of Census data
- Operate as an efficient enterprise program

Improve Customer Satisfaction

The CEDCSI program allows for increased customer satisfaction through standardizing and normalizing Census content.



Personalized Experience

The U.S. Census has an opportunity to drive a personalized customer experience, providing customers with access to improved web features, self-service data capabilities, and omni-channel integration.



Public Perception

Public opinion and perceived value of the Census Bureau is directly tied to customer experience. An enhanced experience would benefit public perception.



Grow our Audience

Building an enhanced digital platform will better serve the American people to help grow the Census audience.



Reduce IT Costs

The consolidation of data dissemination systems, processes, and tools saves costs by eliminating duplicate systems and processes while using existing tools better and by making the workplace more efficient and effective.



Strategic Planning

A unified, analytics-driven, actionable and highly understandable model that provides a single consumer-centric planning framework. Supports more effective strategic decision-making gather customer insights, develop analytics, and drive behavior.

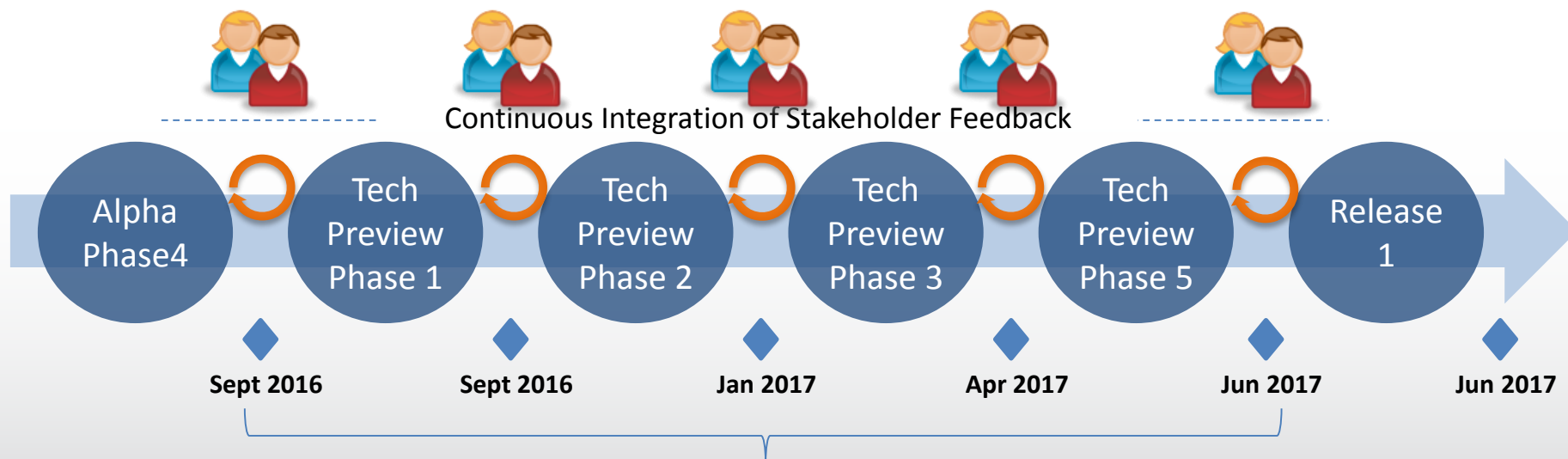
Efficient Operations

A shared service operating model for enterprise-wide dissemination provides operational efficiencies.



CEDSCI's Iterative Approach

CEDSCI is being developed in an iterative process with stakeholder feedback driving continuous improvements along the way



**CEDSCI's technical preview phases are only intended for beta-testing and not intended for official use. For official U.S. statistics during this time, please use current Census.gov tools.*

Table of Contents

Introduction

Transition to Census.gov

Live Demo

Next Steps

Transition to Census.gov Dissemination

Our approach for the transition will occur in phases to minimize operational risk while maximizing our ability to leverage existing services, processes, and investments in the new CEDSCI platform.

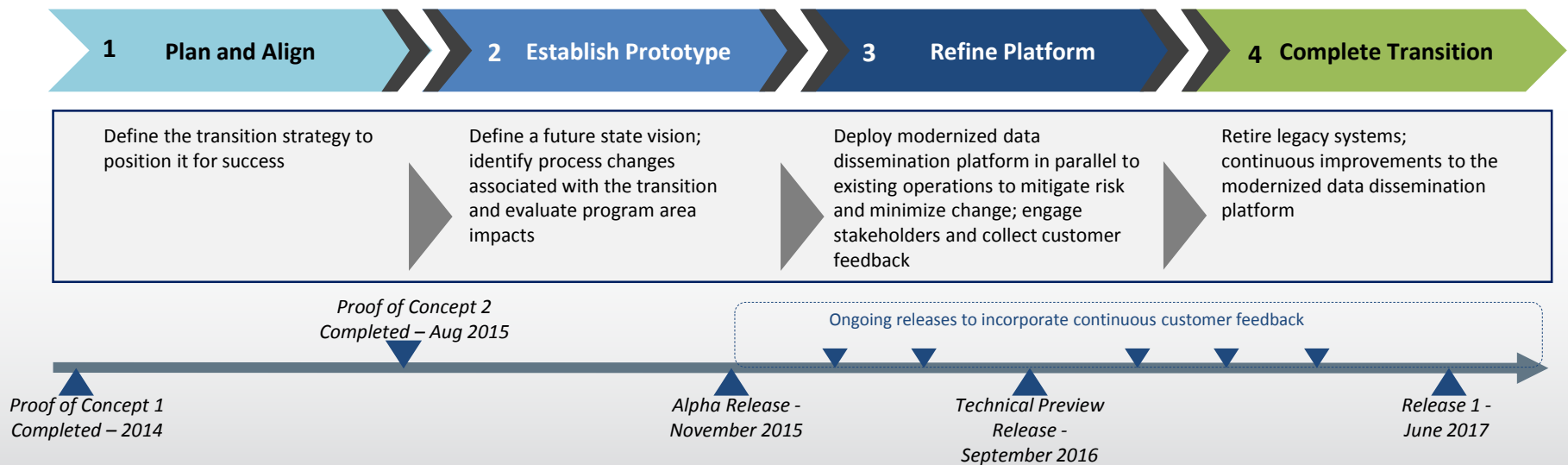


Table of Contents

Introduction

Transition to Census.gov

Live Demo

Next Steps

Data in Technical Preview

**CEDSCI's technical preview is only intended for beta-testing and not intended for official use. For official U.S. statistics, please use current Census.gov tools.*

Datasets	2010	2011	2012	2013	2014
ACS 1-Year Summary Files & Data Profile Tables			✓	✓	✓
ACS 3-Year Summary Files & Data Profile Tables			✓	✓	
ACS 5-Year Summary Files	✓	✓	✓	✓	✓
ACS 5-Year Data Profile Tables			✓	✓	✓
County Business Patterns			✓	✓	
Non Employer Statistics			✓	✓	
EWKS			✓		
Decennial SF1	✓				
Survey for Business Owners			✓		

Table of Contents

Introduction

Transition to Census.gov

Features & Data

Next Steps

Technical Preview

- Census will release a series of Technical Previews beginning in Sept. 2016
- Remember, these technical previews are a very early look into the new system
- We will send out the link when the Technical Preview is live and welcome your feedback
- Please share the link with your colleagues -- the more feedback we get the better

APPENDIX

Feedback

- Your feedback will be used to:
 - Implement changes to current features
 - Guide the development process and prioritize upcoming tasks
- Means by which your feedback will be collected:
 - Conference calls
 - Feedback Button
 - Email
 - Usability
 - Focus Groups



CEDSCI Beta Features

Explore Data Leveraging Various Facets

Search by Topics

Search by Location

Search by Year

Search by Dataset

Search by Program Areas

Search by
NAICS Codes

Get table
results that
match
selected facets

Data

Explore Data (Beta Edition)

Your Filters: None

Topics

Enter a topic name

- Acreage (0)
- Age (6707)
- Agricultural Sales (0)
- Ancestry (112)
- Business On Property (0)
- Computer And Internet Use (44)
- Condominium Status And Fee (0)
- Disability (376)

Geographies

Enter a state, county or city

Selection Map

More Geographies

Years

Datasets

Survey Programs

NAICS

Enter an industry name

- 11 - Agriculture, forestry, fishing and ...
- 21 - Mining, quarrying, and oil and gas
- 22 - Utilities
- 23 - Construction
- 42 - Wholesale trade
- 51 - Information
- 52 - Finance and insurance
- 53 - Real estate and rental and leasing

Show Fewer options Search Data

CEDSCI Beta Features

Type Ahead feature available within Topics, Locations and NAICS selection to quickly find and select desired facets

The image displays three panels from the CEDSCI Beta interface, each demonstrating a 'Type Ahead' search feature. The 'Geographies' panel shows a search for 'vi' resulting in a list of locations, with 'Virginia' highlighted. The 'Topics' panel shows a search for 'ag' resulting in a list of topics, with 'Age' highlighted. The 'NAICS' panel shows a search for 'Con' resulting in a list of industry codes and names, with '327331 - Concrete block and brick manufacturing' highlighted.

Geographies Selection Map

vi|

- United States Virgin Islands
- Virginia**
- West Virginia
- Abbeville County, South Carolina
- Accomack County, Virginia
- Albemarle County, Virginia
- Alexandria city, Virginia
- Alleghany County, Virginia
- Amelia County, Virginia
- Amherst County, Virginia
- Appomattox County, Virginia

Topics

ag|

- Age**
- Health Insurance Coverage
- Language Spoken At Home
- Mortgage Status
- Residence 1 Year Ago
- Second Or Junior Mortgage Payments Or Home Equity Loan

NAICS

Con|

- 327331 - Concrete block and brick manufacturing**
- 327332 - Concrete pipe manufacturing
- 32733 - Concrete pipe, brick, and block manufacturing
- 445292 - Confectionery and nut stores
- 311352 - Confectionery manufacturing from purchased chocolate
- 42445 - Confectionery merchant wholesalers
- 424450 - Confectionery merchant wholesalers
- 23 - Construction
- 42381 - Construction and mining (except oil well) machinery and equipment merchant wholesalers
- 423810 - Construction and mining (except oil well) machinery and equipment merchant wholesalers

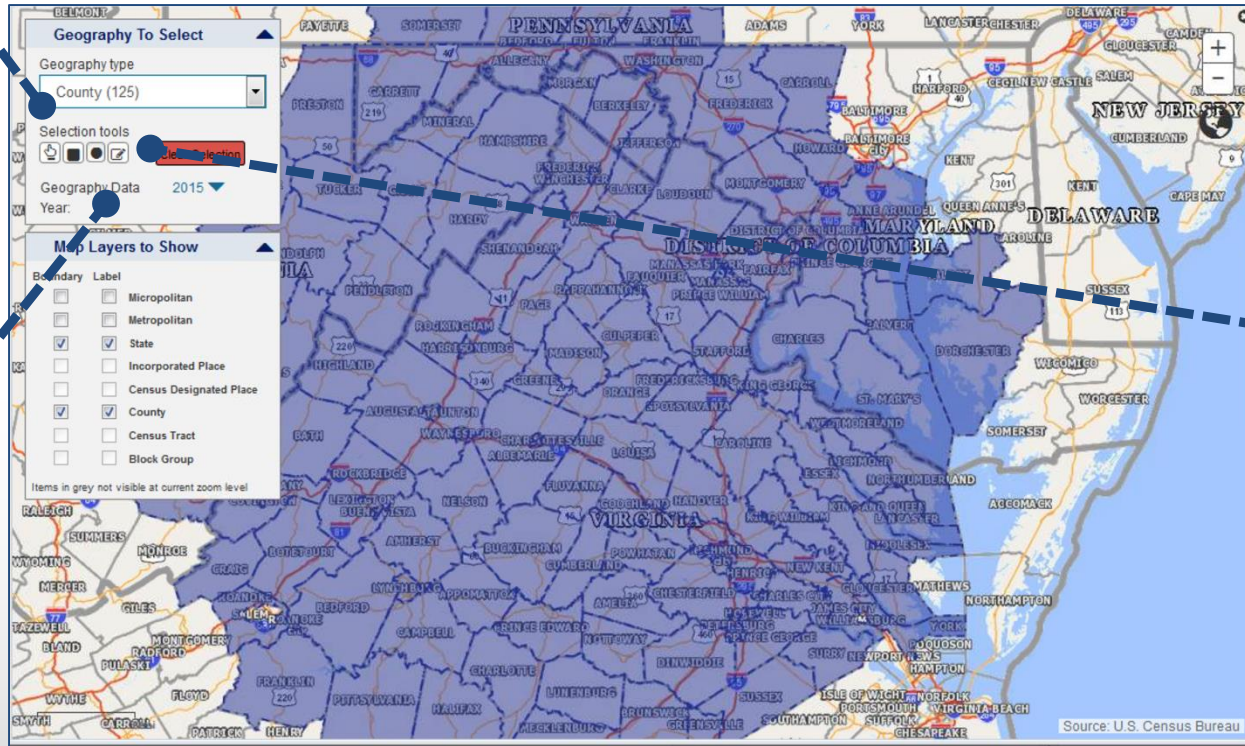
53 - Real estate and rental and leasing ▼

CEDSCI Beta Features

Use Map as a tool to select desired geographies to search for data

Supported Geographies

- State
- County
- Place within State
- Economic Places
- Metro/Micro Areas
- Census Tracts
- Block Groups



Various Selector Tools to simplify selection of large number of geographies

Supported Years

- 2010
- 2011
- 2012
- 2013
- 2014

CEDSCI Beta Features

Use More Geographies to select additional geographies and summary levels

The screenshot shows the 'MORE GEOGRAPHIES' panel in the CEDSCI interface. It features a search bar at the top, followed by expandable sections for 'Region', 'Division', 'States', 'County', 'County Subdivision', 'Census Tract', 'Alaska Native Regional Corporation', 'American Indian Area/Alaska Native Area/Hawaiian Home', 'Metropolitan Statistical Area/Micropolitan Statistical Area', 'Combined Statistical area', 'New England City and Town Area', 'Urban Area', 'Congressional District', 'School District (Elementary)', 'School District (Secondary)', 'School District (Unified)', and 'City or Place'. A dropdown menu is open for the 'County' section, showing a list of states from Alabama to Kentucky. Callouts with dashed lines point to specific features: 'Search by Region' points to the 'Region' section; 'Search by Counties' points to the 'County' section; 'Search by School Districts' points to the 'School District' options; 'Type Ahead feature available to quickly find and select desired geographies' points to the search bar; and 'Search by Congressional Districts' points to the 'Congressional District' option.

Search by Region

Search by Counties

Search by School Districts

Type Ahead feature available to quickly find and select desired geographies

Search by Congressional Districts

CEDSCI Beta Features

Results Page – Matching table results to selected facets organized by Table ID.

The screenshot displays the CEDSCI Beta interface. On the left, a 'Filters' panel includes 'Topics', 'Location' (with 'National' selected), 'States', 'Counties', 'More geographies', and 'Year' (with years 2010-2014 listed). The main area, titled 'Explore Data (Beta Edition)', shows 'Your Filters' as 'Age' and 'United States'. Below this, it displays 'United States | 2015 Population Estimate' with a value of 321,418,820 and a source link. A 'Search Results' section shows 859 results, with a 'Tables' tab selected. It lists several tables, including 'Sex by Age - B01001', 'SEX BY AGE (WHITE ALONE) - B01001A', 'SEX BY AGE (BLACK OR AFRICAN AMERICAN ALONE) - B01001B', 'SEX BY AGE (AMERICAN INDIAN AND ALASKA NATIVE ALONE) - B01001C', and 'SEX BY AGE (ASIAN ALONE) - B01001D'. Each table has a 'PREVIEW DATA' link and a '2014: ACS 5-Year Summary File' dropdown. On the right, a 'United States' sidebar provides additional statistics: '2015 Population Estimate' (321,418,820), 'Median Household Income' (\$53,462), 'Individuals below poverty level' (15.6%), 'Educational Attainment: Percent high school graduate or higher' (86.3%), 'Health Insurance Coverage: Percent uninsured' (14.2%), and 'Median Housing Value' (\$175,700). Dashed lines with blue dots point from external text labels to specific elements in the interface.

Your current selection

Select additional facets to further refine search results

Table Results matching the search criteria

Geography Information Panel
[Available for a single Geography and selected Topics]

Census Web Results
[Other Census Data Related to Your Search Criteria]

Geography Information Panel
[Available for a single Geography]

CEDSCI Beta Features

Table Viewer Feature – Ability to Preview Tables Directly From the Results Page

Click on the “Table Title” or “Open As” to launch the Full Table View

Preview desired tables side by side

Search Results 859 Search Results

Tables Web

Sex by Age - B01001

PREVIEW DATA

2014: ACS 5-Year Summary File OPEN AS...

2014: ACS 5-Year Summary File

2014: ACS 1-Year Summary File

2013: ACS 5-Year Summary File

2013: ACS 3-Year Summary File

2013: ACS 1-Year Summary File

2012: ACS 5-Year Summary File

2012: ACS 3-Year Summary File

2012: ACS 1-Year Summary File

2011: ACS 5-Year Summary File

2010: ACS 5-Year Summary File

	United States
	Estimate
Total:	231,849,713
Male:	114,486,930
Under 5 years	6,800,392
5 to 9 years	7,100,236
10 to 14 years	7,302,957
15 to 17 years	4,494,801
18 and 19 years	3,120,905
20 to 24 years	7,926,179
25 to 29 years	7,668,991

Table results grouped by datasets to reduce duplicate table entries

Download desired tables in “csv” format directly from the the results page

CEDSCI Beta Features

Full Table View – Further review data in Full Table View mode.

Download Data in
“csv” format

View a Thematic
Map of Data

Modify Geography
Directly From the
Full Table View

Ability to turn
Margin of Error On /
Off

Return To Results

Download

Sex by Age

Table: ACS5FY2014.B01001

Dataset

2014: ACS 5-Year Summary File

Margin of Error

Add/Remove Geographies

United States	
Estimate	
Total:	314,107,084
Male:	154,515,159
Under 5 years	10,205,881
5 to 9 years	10,437,256
10 to 14 years	3,442,927
15 to 17 years	3,882,341
18 and 19 years	
20 years	
21 years	

80 to 84 years

85 years and over

Row 1 to 20 out of 49

Column 1 to 1 out of 1

Show Data Notes

Show Foot Notes

Transpose Data

View/Hide Table
Notes

CEDSCI Beta Geographies

CEDSCI Supported Geography Summary Levels for Beta Release

MORE GEOGRAPHIES:	
<input type="checkbox"/>	United States
+	Region
+	Division
+	States
+	County
+	Economic Place
+	County Subdivision
+	City or Place
+	Place/County Part
+	Block Group
+	Census Tract
+	Alaska Native Regional Corporation
+	American Indian Area/Alaska Native Area/Hawaiian Home Land
+	Metropolitan Statistical Area/Micropolitan Statistical Area
+	Combined Statistical area
+	New England City and Town Area
+	Urban Area
+	Congressional District
+	School District (Elementary)
+	School District (Secondary)
+	School District (Unified)