

# The Future of Data Dissemination at the U.S. Census Bureau

Tammy Anderson

Center for Enterprise Dissemination Services and  
Consumer Innovation (CEDSCI)

U.S. Census Bureau

# Census Bureau Mission and Vision

Mission: ***To serve as the nation's leading provider of quality data about its people and economy.***

Vision: ***To be the trusted source for timely and relevant statistical information, and the leader in data-driven innovation.***

# The Census Bureau has *lots of data*.

## 2018 End-to-End Census

The 2018 End-to-End Census is the first to be conducted in a new place.

## 2020 Census Planning

This survey will help the Census Bureau plan for the 2020 Census.

## Academic Libraries Survey

Provides data on the status of academic libraries in post-secondary institutions.

## Advance Monthly Sales

Provides an early indication of economic activity.

## American Community Survey

An ongoing survey that provides information on the social, economic, and housing characteristics of the U.S. population.

## American Housing Survey

The AHS is sponsored by the U.S. Department of Housing and Urban Development.

## Annual Business Survey

Provides annual data on the status of U.S. businesses.

## Annual Capital Expenditures

Provides estimates on business capital expenditures.

## Annual Parole Survey

Data collected by the U.S. Census Bureau.

## Annual Retail Trade Sales

Provides estimates on retail trade sales and expenses.

## Annual Services Report

Provides estimates of services provided by the U.S. Census Bureau.

## Annual Survey of Entrants

Provides estimates of new entrants into the U.S. Census Bureau.

## Annual Survey of Jails

## Annual Survey of Public Employment

Provides state and local government employment, and payroll statistics.

## Annual Survey of School Systems

Provides statistics about the financial status of school systems.

## Annual Survey of State Government

Provides a summary of taxes collected by state governments.

## Annual Survey of State and Local

Provides periodic and comprehensive data on state and local governments.

## Annual Wholesale Trade Survey

Provides estimates on sales, expenses, and employment.

## Beginning Teacher Longitudinal Study

This longitudinal study will permit the U.S. Census Bureau to track the career paths of beginning teachers.

## Building Permits Survey (BPS)

Provides national, state, and local data on building permits.

## Business and Professional Classification

Obtains information necessary to classify businesses for the U.S. Census Bureau.

## Census of Governments

Identifies the scope and nature of government relationships.

## Census of Jails

Part of a series of data collection efforts.

## Census of Juveniles in Residential Facilities

Provides a count of juveniles in residential facilities.

## Census of State and Federal Agencies

Data collected by the U.S. Census Bureau.

## Commodity Flow Survey (CFS)

## Construction Progress Report

Provides monthly estimates of construction activity.

## Consumer Expenditure Survey

Data collected by the U.S. Census Bureau.

## County Business Patterns (CBP)

An annual series that provides information on county-level economic activity.

## Current Population Survey (CPS)

Data collected by the U.S. Census Bureau.

## Deaths in Custody Reporting

Provides a count of inmate deaths.

## Decennial Census of Population

The U.S. Census counts every 10 years.

## Economic Census

Provides official measures of economic activity.

## Economic Census Industry

This report determines a NAICS code for each business.

## Export Statistics

Provides detailed statistics on exports.

## Exports from Manufacturing

Provides estimates for the value of exports.

## Federal Assistance Awards

Provides current information on federal assistance awards.

## Federal Audit Clearinghouse

The Federal Audit Clearinghouse provides information on federal audits.

## Housing Vacancy Survey (HVS)

Provides current information on housing vacancies.

## Identity Theft Supplement - pa

Data collected by the U.S. Census Bureau.

## Import Statistics

Provides detailed statistics on imports.

## Justice Assistance Data Survey

This direct survey of government agencies provides information on justice assistance.

## Juvenile Residential Facility Census

Provides a count of juveniles in residential facilities.

## La Encuesta sobre la Comunic

Provides information on communication.

## La Encuesta sobre la Comunic

Provides information on communication.

## Local Government School System

Provides statistics about the financial status of local government school systems.

## National Survey of College Graduates

Data collected by the U.S. Census Bureau.

## National Survey of Fishing, Hunting, and Trapping

Provides information on individual participation in fishing, hunting, and trapping.

## National Teacher and Principal Survey

Data collected by the U.S. Census Bureau.

## New York City Housing and Vacancy Survey

Sponsored by the New York City Department of Housing and Community Development.

## Nonemployer Statistics

An annual series that provides supplemental information on nonemployer income tax.

## Police Public Contact Survey (PPCS)

Data collected by the U.S. Census Bureau.

## Private School Universe Survey

Data collected by the U.S. Census Bureau.

## Public Libraries Survey (PLS)

Provides statistics on the status of public libraries.

## Puerto Rico Community Survey

Provides data every year -- giving Puerto Rico a customized survey.

## Quarterly Financial Report (QFR)

Provides quarterly aggregate statistics.

## Quarterly Services Survey (QSS)

Provides quarterly estimates on services.

## Quarterly Summary of State and Local

Provides quarterly estimates of state and local government activity.

## Quarterly Survey of Plant Capital

Provides quarterly estimates on plant capital.

## Quarterly Survey of Public Pension

Provides national summary data on employee retirement systems.

## Quarterly Workforce Indicator

A set of economic indicators including employment and unemployment.

## Rental Housing Finance Survey

Provides current and continuous data on rental housing finance in the United States.

## Report of Organization (COS)

Obtains current organization and financial information.

## Residential Finance Survey (RFS)

The RFS is the only survey designed to collect and provide information on residential finance.

## School Crime Supplement (SCS)

Data collected by the U.S. Census Bureau.

## Schools and Staffing Survey (SASS)

Data collected by the U.S. Census Bureau.

## Special Census Program

A basic enumeration of population, housing units, group quarters, and other information requested of a governmental unit.

## State Library Agencies Survey

Provides state and federal policymakers, researchers, and agencies with information on library agencies.

## Statistics of U.S. Businesses (SUSB)

Provides detailed annual data for U.S. business establishments.

## Survey of Construction (SOC)

Provides national and regional statistics on starts, completions, and housing units.

## Survey of Income and Program Participation (SIPP)

Collects data and measures change for many topics including income, health, and food security.

## Survey of Market Absorption of New Multifamily Units

The survey is sponsored by the Department of Housing and Urban Development.

## Survey on Sexual Violence (SSV)

Data collected by the U.S. Census Bureau.

## Teacher Follow-Up Survey (TFS)

Data collected by the U.S. Census Bureau.

## Telephone Point of Purchase Survey (TPOPS)

Data collected by the U.S. Census Bureau.

## Value of Construction Put in Place

Provides monthly estimates of the total dollar value of construction put in place.

# And, the Census Bureau has *lots of tools* for disseminating its data.

### POPULATION CLOCK

U.S. Population  
326,394,067

World Population  
7,439,199,200

Dec 07, 2017 15:33 UTC (Eastern+5) [Learn More >>](#)

### United States Census Bureau

## AMERICAN FactFinder

MAIN COMMUNITY FACTS GUIDED SEARCH

LEHD Home Help and Documentation Reload Text-Only

Click a Characteristic link in the Summary Report to see more detail.

Age Earnings Industry Sector Race

View as Bar Chart

Total Primary Jobs 2015 Count Share  
Total Primary Jobs 138,976 100.0%

Worker Age

### NEW U.S. and World Population Clock

Statistics available for more than 200 countries

Canada World

Population by Age and Sex U.S. Trade in Manufactured Goods Top Exported Goods by U.S. State or Territory

Access the new population clock via [www.census.gov/popclock](http://www.census.gov/popclock)

GO ?

### My Congressional District

Now Includes Business Statistics for Congressional Districts

My Congressional District

Congressional District

Population

Employment

Income

Education

Health

Transportation

Environment

Energy

Other

### Census Business Builder: Small Business Edition

1. What type of business do you want to start?

2. Select your business type

3. Select the location to research

4. Browse the data on a map

5. Create a report

What About Other Businesses Like Mine?

Who Are My Potential Customers?

### My Tribal Area

Tell us what you think >

Enter name of Tribal Area

OR

1 Select a State

2

People Jobs Housing Economy Education

The Census Bureau collects data for the American Indian and Alaska Native (AIAN) population and publishes specific counts, estimates, and statistics. My Tribal Area gives you quick and easy access to selected statistics from the American Community Survey (ACS). The ACS provides detailed demographic, social, economic, and housing statistics every year for the nation's communities. My Tribal Area is powered by the Census Application Programming Interface (API).

Source: 2011-2015 American Community Survey 5-Year Estimates

POWERED BY The American Community Survey

Glossary >

# But, Census.gov overwhelms users.

The screenshot shows the Census.gov homepage with a complex layout. At the top is a navigation bar with links for Topics, Geography, Library, Data, Surveys/Programs, Newsroom, and About Us. Below this is a large banner image of a city skyline. To the right of the banner is a box for the 2012-2016 American Community Survey Five-Year Estimates. Below the banner are three main sections: a Population Clock showing U.S. and World population, a QuickFacts section for Pelham city, Alabama, and a U.S. Census Bureau Economic Indicators section. Below these are three columns of content: Latest News with three articles, a Stat of the Day about Pearl Harbor, and a section titled 'Are You in a Survey?' with a 'Learn more' link. At the bottom right is a 'The Week Ahead' calendar for December 7-13.

United States Census Bureau

U.S. Department of Commerce | Blogs | Index A-Z | Glossary | FAQs

Search

Topics: Population, Economy | Geography: Maps, Products | Library: Infographics, Publications | Data: Tools, Developers | Surveys/Programs: Respond, Survey Data | Newsroom: News, Blogs | About Us: Our Research

**2012-2016 American Community Survey Five-Year Estimates**

Commuting times, median rents and language other than English use in the home on the rise according to new 2012-2016 American Community Survey five-year estimates.

**POPULATION CLOCK**

U.S. Population: 326,393,961  
World Population: 7,439,194,619  
Dec 07, 2017 15:02 UTC (Eastern+5) [Learn More >>](#)

**QUICKFACTS**

**Did You Know**  
Median household income of Pelham city, Alabama is **\$71,864**  
Source: American Community Survey  
[Select a state to begin](#)

**U.S. Census Bureau Economic Indicators**

Indicator	Value	Change
Selected Services Revenue	\$3,717.6 B	1.1% ↑
Quarterly Profits - Retailers*	\$20.3 B	↓
Quarterly Profits - Manufacturers*	\$147.4 B	↑

\* change not statistically significant  
significance not reported / applicable

**Latest News**

- Commuting Times, Median Rents and Language other than English Use**  
December 07, 2017  
The nation experienced an increase in commuting time, median gross rent and a rise in English proficiency among those who spoke another language.
- Nuevas estadísticas ofrecen datos a nivel local**  
December 07, 2017  
El país experimentó un aumento en la mediana de alquiler bruto y un aumento a nivel nacional en el dominio del inglés entre los que hablaban otro idioma.
- Small Area Income and Poverty Estimates for Counties**  
November 30, 2017  
In 2016, the median household income for all counties ranged between \$22,045 and \$134,609, with a median county-level value of \$47,589.
- The Opportunity Project (TOP) Technology Demo Day**  
November 21, 2017  
The U.S. Census Bureau will showcase 12 new innovative projects at an interagency demonstration day created through a federal initiative called TOP.

**Stat of the Day**

**Pearl Harbor**

According to the 2016 American Community Survey, of 18.5 M vets in the US, 9.2 M were 65 and older, 1.6 M were female, 11.6% were black and 6.5% were Hispanic.

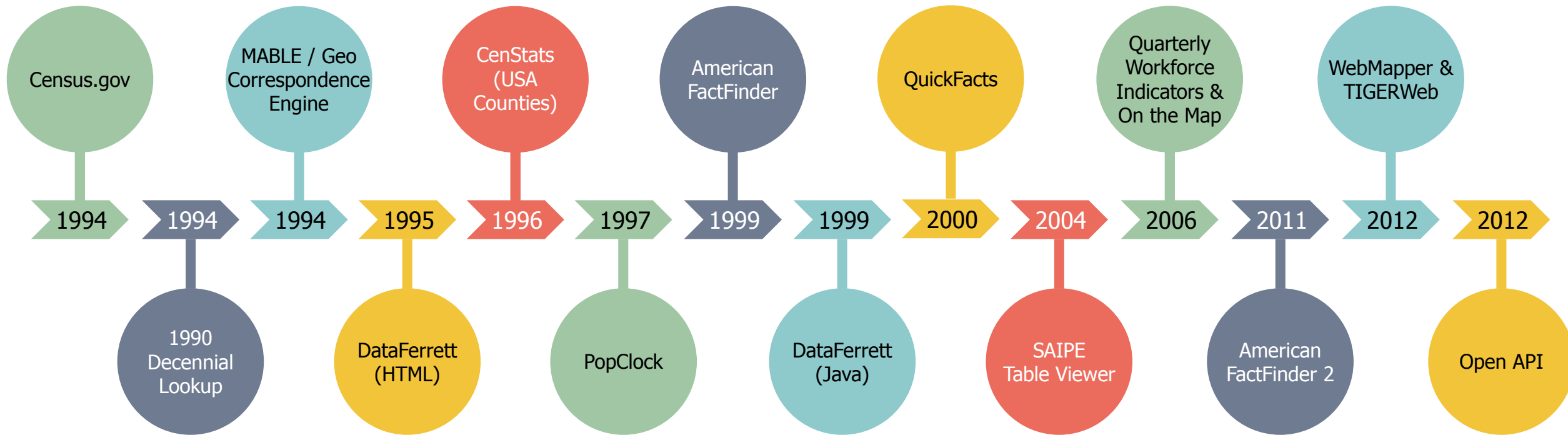
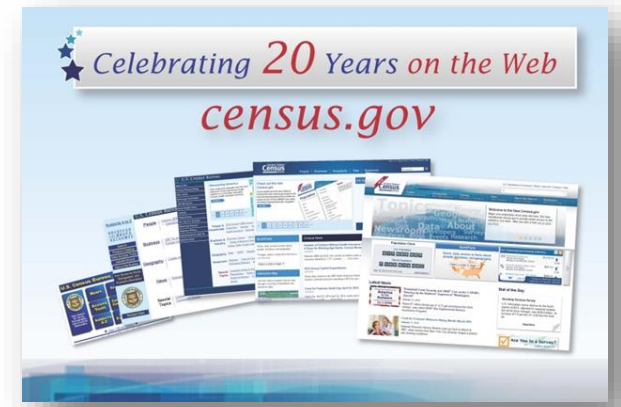
[Read More](#)

**Are You in a Survey?**  
[Learn more >>](#)

**The Week Ahead**

Thur	Fri	Mon	Tue	Wed
Dec 7	Dec 8	Dec 11	Dec 12	Dec 13

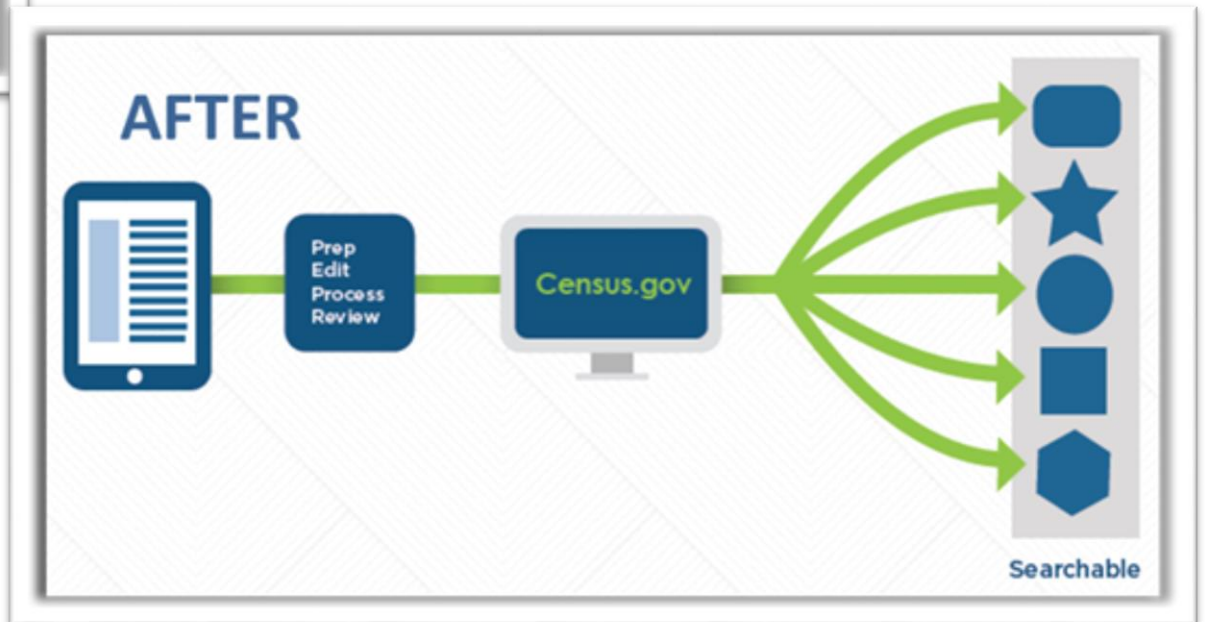
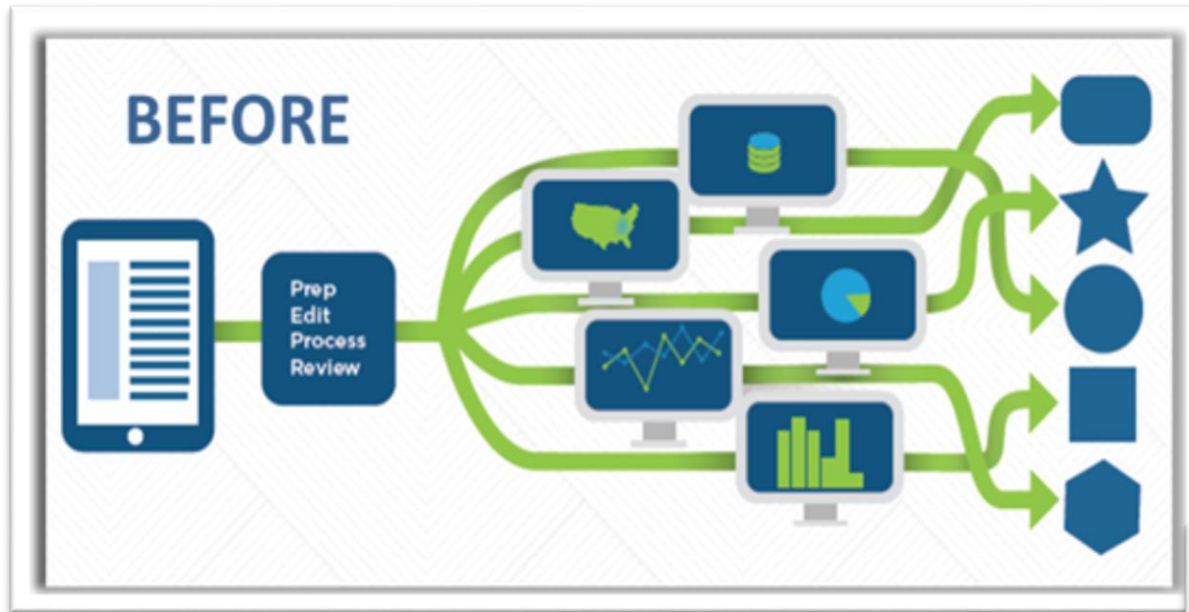
# Census Bureau Online History



# Solution: Enterprise Dissemination

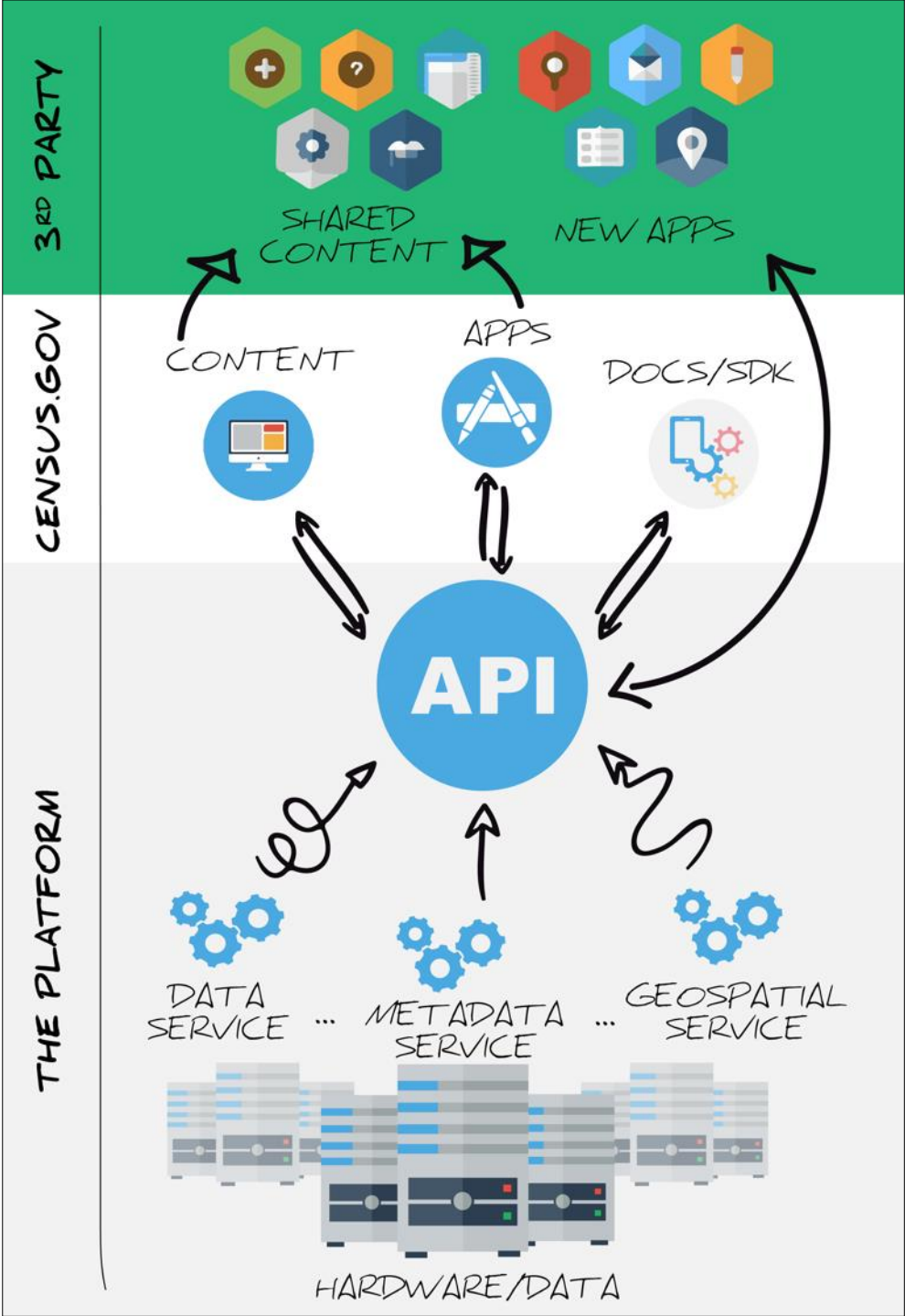
- ✓ Streamline user access to data
- ✓ Maintain the best of our current tools
- ✓ Reduce redundancies and operational costs
- ✓ Provide greater access to Census Bureau API

# Moving from Before to After



# The New Dissemination Platform:

## How It All Works



# Future Integration Points

[BROWSE BY SUBJECT](#) [EXPLORE DATA](#) [SURVEYS & PROGRAMS](#) [AUDIENCES](#) [FIND A CODE](#) [ABOUT US](#)

// Subjects / **People and Population**

## People and Population

The U.S. Census Bureau is the leading source of statistical information about the nation's people. Our population statistics come from decennial censuses, which count the entire U.S. population every ten years, along with several other surveys.

U.S. Population

325,265,189

U.S. Veteran Population

20,108,332

Persons of 65 years and over

15.2%

Population change 4/1/10-7/1/16

4.7%

[VIEW MORE DATA](#)

FEATURED

PRESS RELEASE | NOVEMBER 30, 2017

**Small Area Income and Poverty Estimates for Counties**

In 2016, the median household income for all counties ranged between \$22,045 and \$134,609, with a median county-level value of...

United States  
**Census**  
Bureau


U.S. Department of Commerce  
Economics and Statistics Administration  
U.S. CENSUS BUREAU  
**census.gov**

# The Preview Site: [data.census.gov](https://data.census.gov)



## Explore Census Data

The Census Bureau serves as the leading source of quality data about the nation's people and economy.



**Poverty**

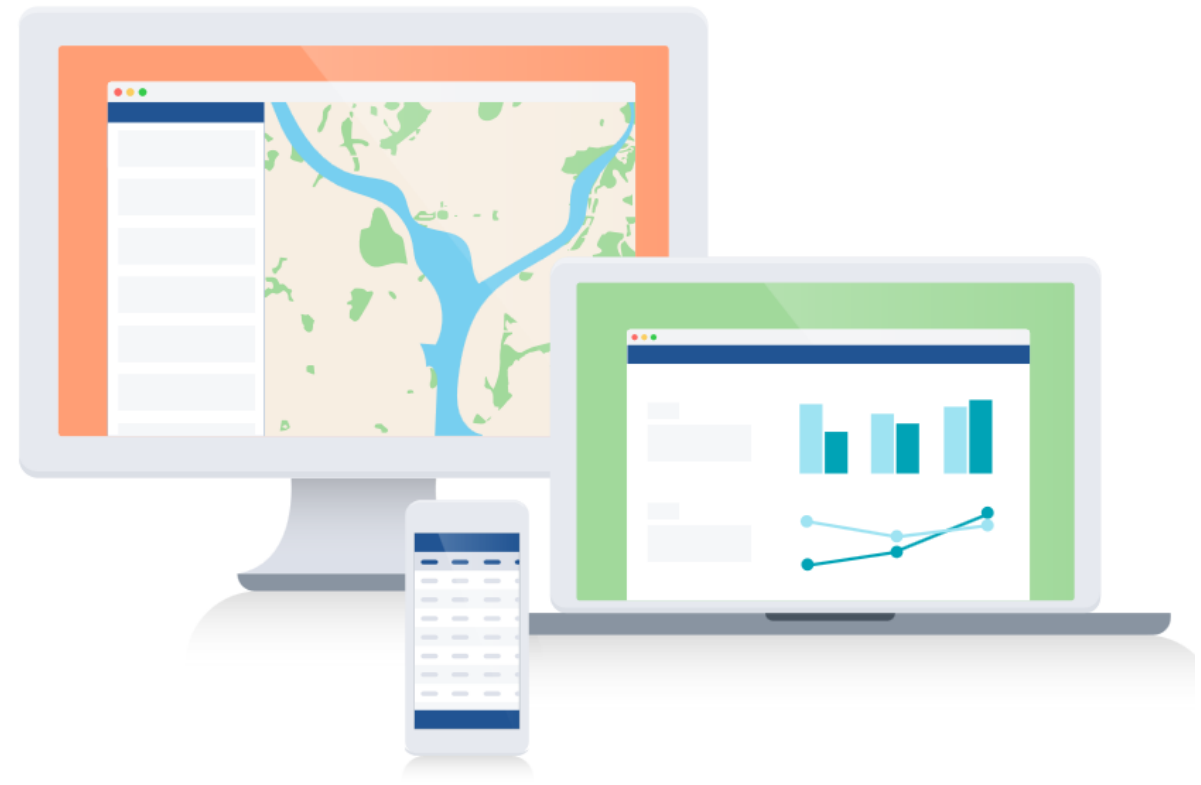
**Income and Poverty**

**Official Poverty Measure**


**S1701: POVERTY STATUS IN THE PAST 12 MONTHS**

**B17020: POVERTY STATUS IN THE PAST 12 MONTHS BY AGE**

[Advanced Search](#)



Email us your thoughts: [cedsci.feedback@census.gov](mailto:cedsci.feedback@census.gov)



# Questions/Feedback?

**General feedback, please email: [cedsci.feedback@census.gov](mailto:cedsci.feedback@census.gov)**

*Specific questions? Please feel free to contact me!*

**Tammy Anderson**

Dissemination Outreach

CEDSCI, U.S. Census Bureau

[tammy.s.anderson@census.gov](mailto:tammy.s.anderson@census.gov)

301-763-5247

# Thank you!